




District Health Assessment for Multiple District 305 through March 2025

| District Name | Status/ Number of Months in Status * | Clubs | | | | | | | Membership | | | | | | | Member Strength | | Cancellation | | Reports | | | Finance | Leadership | | | |
|---------------|---|--------------|---------------------|-------------|--|-----------|-----------------|------------------------|---------------------------------|-------------------------------------|-----------------------------|---------|----------|--|---|----------------------------|-------------------------------|--------------------------------------|----------------------------|-------------------------------------|------------------------------|----------------------|----------------------------------|----------------------------------|--------------------------------|----------------------------------|--------------------------------|
| | | Active Clubs | Clubs in Status Quo | Total Clubs | % Status Quo Clubs in Financial Suspension | New Clubs | Cancelled Clubs | YTD Net Club Gain/Loss | Current Members In Active Clubs | Current Members In Status Quo Clubs | Current Total Members Count | YTD Add | YTD Drop | YTD NetGrowth (includes Active and Status Quo) | YTD NetGrowth% (includes Active and Status Quo) | Member Count 12 Months Ago | Average Member Count Per Club | % of Clubs with less than 20 members | Average Cancelled Club Age | Members Lost Due to Cancelled Clubs | % of Clubs Reporting Service | % No MMR in 3 Months | % No Officer Report in 12 months | % of Clubs with balance 90+ days | Number of Zone Chairs Recorded | Number of Region Chairs Recorded | District Officers Vacancies ** |
| 305 N1 | | 115 | 0 | 115 | 0% | 6 | 2 | 4 | 2546 | 0 | 2546 | 649 | 262 | 387 | 17.92% | 2,325 | 22 | 45% | 7 | 30 | 55% | 69% | 3% | 35% | 15 | 0 | |
| 305 N2 | | 115 | 0 | 115 | 0% | 3 | 8 | -5 | 2462 | 0 | 2462 | 364 | 321 | 43 | 1.78% | 2,634 | 21 | 59% | 9 | 90 | 41% | 65% | 10% | 76% | 26 | 7 | |
| 305 S | | 88 | 0 | 88 | 0% | 2 | 0 | 2 | 1266 | 0 | 1266 | 210 | 54 | 156 | 14.05% | 1,181 | 14 | 73% | 0 | 0 | 48% | 68% | 16% | 49% | 12 | 4 | |
| | | 318 | 0 | 318 | 0% | 11 | 10 | 1 | 6274 | 0 | 6274 | 1223 | 637 | 586 | 10.30% | 6,140 | 20 | 58% | 8 | 120 | 48% | 67% | 9% | 53% | 53 | 11 | |




District Health Assessment for Multiple District 306 through March 2025

|  | | Clubs | | | | | | | Membership | | | | | | | Member Strength | | Cancellation | | Reports | | | Finance | Leadership | | | |
|--|---|--------------|---------------------|-------------|--|-----------|-----------------|------------------------|---------------------------------|-------------------------------------|-----------------------------|---------|----------|--|---|----------------------------|-------------------------------|--------------------------------------|----------------------------|-------------------------------------|------------------------------|----------------------|----------------------------------|----------------------------------|--------------------------------|----------------------------------|--------------------------------|
| District Name | Status/ Number of Months in Status * | Active Clubs | Clubs in Status Quo | Total Clubs | % Status Quo Clubs in Financial Suspension | New Clubs | Cancelled Clubs | YTD Net Club Gain/Loss | Current Members In Active Clubs | Current Members In Status Quo Clubs | Current Total Members Count | YTD Add | YTD Drop | YTD NetGrowth (includes Active and Status Quo) | YTD NetGrowth% (includes Active and Status Quo) | Member Count 12 Months Ago | Average Member Count Per Club | % of Clubs with less than 20 members | Average Cancelled Club Age | Members Lost Due to Cancelled Clubs | % of Clubs Reporting Service | % No MMR in 3 Months | % No Officer Report in 12 months | % of Clubs with balance 90+ days | Number of Zone Chairs Recorded | Number of Region Chairs Recorded | District Officers Vacancies ** |
| 306 A1 | | 67 | 0 | 67 | 0% | 4 | 6 | -2 | 1739 | 0 | 1739 | 250 | 259 | -9 | -0.51% | 1,826 | 26 | 36% | 10 | 88 | 100% | 54% | 4% | 75% | 0 | 9 | |
| 306 A2 | | 113 | 1 | 114 | 100% | 9 | 5 | 4 | 2769 | 10 | 2779 | 678 | 480 | 198 | 7.67% | 2,589 | 25 | 35% | 5 | 52 | 98% | 52% | 2% | 68% | 30 | 12 | |
| 306 B1 | | 111 | 0 | 111 | 0% | 3 | 4 | -1 | 3194 | 0 | 3194 | 548 | 464 | 84 | 2.70% | 3,095 | 29 | 21% | 1 | 130 | 92% | 62% | 0% | 76% | 30 | 15 | |
| 306 B2 | | 141 | 0 | 141 | 0% | 3 | 16 | -13 | 3871 | 0 | 3871 | 421 | 888 | -467 | -10.77% | 4,255 | 27 | 31% | 7 | 349 | 85% | 48% | 3% | 41% | 1 | 0 | GMT |
| 306 C1 | | 132 | 0 | 132 | 0% | 7 | 19 | -12 | 3293 | 0 | 3294 | 584 | 747 | -163 | -4.72% | 3,642 | 25 | 31% | 7 | 359 | 91% | 45% | 2% | 70% | 33 | 16 | |
| 306 C2 | | 111 | 0 | 111 | 0% | 10 | 2 | 8 | 3132 | 0 | 3132 | 886 | 395 | 491 | 18.59% | 2,900 | 28 | 29% | 2 | 19 | 87% | 51% | 5% | 70% | 28 | 12 | |
| | | 675 | 1 | 676 | 100% | 36 | 52 | -16 | 17998 | 10 | 18009 | 3367 | 3233 | 134 | 0.75% | 18,307 | 27 | 30% | 6 | 997 | 91% | 51% | 3% | 65% | 122 | 64 | |



District Health Assessment for Multiple District 315 through March 2025

|  | | Clubs | | | | | | | Membership | | | | | | | Member Strength | | Cancellation | | Reports | | | Finance | Leadership | | | |
|--|---|--------------|---------------------|-------------|--|-----------|-----------------|------------------------|---------------------------------|-------------------------------------|-----------------------------|---------|----------|--|---|----------------------------|-------------------------------|--------------------------------------|----------------------------|-------------------------------------|------------------------------|----------------------|----------------------------------|----------------------------------|--------------------------------|----------------------------------|--------------------------------|
| District Name | Status/ Number of Months in Status * | Active Clubs | Clubs in Status Quo | Total Clubs | % Status Quo Clubs in Financial Suspension | New Clubs | Cancelled Clubs | YTD Net Club Gain/Loss | Current Members In Active Clubs | Current Members In Status Quo Clubs | Current Total Members Count | YTD Add | YTD Drop | YTD NetGrowth (includes Active and Status Quo) | YTD NetGrowth% (includes Active and Status Quo) | Member Count 12 Months Ago | Average Member Count Per Club | % of Clubs with less than 20 members | Average Cancelled Club Age | Members Lost Due to Cancelled Clubs | % of Clubs Reporting Service | % No MMR in 3 Months | % No Officer Report in 12 months | % of Clubs with balance 90+ days | Number of Zone Chairs Recorded | Number of Region Chairs Recorded | District Officers Vacancies ** |
| 315A1 | T(18) | 157 | 0 | 157 | 0% | 12 | 18 | -6 | 3346 | 0 | 3346 | 1050 | 1592 | -542 | -13.94% | 3,898 | 21 | 45% | 6 | 1,212 | 24% | 75% | 17% | 81% | 41 | 19 | GMT |
| 315A2 | | 117 | 2 | 119 | 100% | 25 | 1 | 24 | 3798 | 170 | 3968 | 1120 | 536 | 584 | 17.26% | 2,650 | 32 | 15% | 17 | 8 | 61% | 45% | 2% | 3% | 22 | 11 | |
| 315A3 | | 35 | 6 | 41 | 100% | 4 | 5 | -1 | 904 | 313 | 1217 | 147 | 181 | -34 | -2.72% | 1,109 | 26 | 20% | 12 | 150 | 12% | 88% | 22% | 93% | 0 | 0 | |
| 315B1 | | 180 | 1 | 181 | 100% | 51 | 3 | 48 | 4618 | 17 | 4635 | 1731 | 697 | 1034 | 28.71% | 3,055 | 26 | 23% | 11 | 79 | 41% | 45% | 5% | 71% | 32 | 15 | |
| 315B2 | | 204 | 1 | 205 | 100% | 55 | 2 | 53 | 5156 | 24 | 5180 | 1188 | 78 | 1110 | 27.27% | 3,674 | 25 | 19% | 7 | 44 | 31% | 52% | 1% | 62% | 34 | 19 | |
| 315B3 | | 121 | 2 | 123 | 100% | 29 | 4 | 25 | 3005 | 40 | 3045 | 878 | 171 | 707 | 30.24% | 2,157 | 25 | 27% | 3 | 69 | 15% | 64% | 4% | 62% | 12 | 15 | GST |
| 315B4 | | 94 | 1 | 95 | 100% | 2 | 5 | -3 | 3200 | 16 | 3216 | 266 | 209 | 57 | 1.80% | 3,378 | 34 | 24% | 7 | 98 | 56% | 59% | 5% | 34% | 24 | 13 | |
| | | 908 | 13 | 921 | 100% | 178 | 38 | 140 | 24027 | 580 | 24607 | 6380 | 3464 | 2916 | 13.44% | 19,921 | 27 | 25% | 7 | 1,660 | 35% | 58% | 7% | 58% | 165 | 92 | |



District Health Assessment for Multiple District 325 through March 2025

| District Name | Status/ Number of Months in Status * | Clubs | | | | | | | Membership | | | | | | | Member Strength | | Cancellation | | Reports | | | Finance | | Leadership | | |
|---------------|---|--------------|---------------------|-------------|--|-----------|-----------------|------------------------|---------------------------------|-------------------------------------|-----------------------------|---------|----------|--|---|----------------------------|-------------------------------|--------------------------------------|----------------------------|-------------------------------------|------------------------------|----------------------|----------------------------------|----------------------------------|--------------------------------|----------------------------------|--------------------------------|
| | | Active Clubs | Clubs in Status Quo | Total Clubs | % Status Quo Clubs in Financial Suspension | New Clubs | Cancelled Clubs | YTD Net Club Gain/Loss | Current Members In Active Clubs | Current Members In Status Quo Clubs | Current Total Members Count | YTD Add | YTD Drop | YTD NetGrowth (includes Active and Status Quo) | YTD NetGrowth% (includes Active and Status Quo) | Member Count 12 Months Ago | Average Member Count Per Club | % of Clubs with less than 20 members | Average Cancelled Club Age | Members Lost Due to Cancelled Clubs | % of Clubs Reporting Service | % No MMR in 3 Months | % No Officer Report in 12 months | % of Clubs with balance 90+ days | Number of Zone Chairs Recorded | Number of Region Chairs Recorded | District Officers Vacancies ** |
| 325 C | | 154 | 0 | 154 | 0% | 10 | 4 | 6 | 3040 | 0 | 3040 | 457 | 333 | 124 | 4.25% | 3,205 | 20 | 47% | 5 | 62 | 62% | 63% | 4% | 7% | 35 | 17 | |
| 325 D | | 68 | 0 | 68 | 0% | 7 | 12 | -5 | 1679 | 0 | 1679 | 338 | 470 | -132 | -7.29% | 1,938 | 25 | 26% | 10 | 244 | 94% | 53% | 0% | 4% | 16 | 8 | |
| 325 E | | 115 | 1 | 116 | 100% | 22 | 9 | 13 | 2145 | 35 | 2180 | 933 | 558 | 375 | 20.78% | 2,038 | 19 | 42% | 4 | 144 | 47% | 61% | 10% | 34% | 22 | 12 | |
| 325 F | | 108 | 0 | 108 | 0% | 8 | 10 | -2 | 2306 | 0 | 2306 | 453 | 713 | -260 | -10.13% | 2,562 | 21 | 39% | 5 | 266 | 94% | 61% | 0% | 12% | 29 | 14 | |
| 325 G | | 152 | 1 | 153 | 100% | 31 | 9 | 22 | 3165 | 4 | 3169 | 1099 | 715 | 384 | 13.79% | 3,109 | 21 | 42% | 6 | 172 | 39% | 57% | 5% | 8% | 34 | 18 | |
| 325 H | | 117 | 1 | 118 | 100% | 12 | 9 | 3 | 2694 | 7 | 2701 | 508 | 416 | 92 | 3.53% | 2,755 | 23 | 35% | 4 | 176 | 39% | 67% | 10% | 33% | 32 | 14 | |
| 325 I | | 238 | 0 | 238 | 0% | 56 | 11 | 45 | 5098 | 0 | 5098 | 1521 | 714 | 807 | 18.81% | 4,054 | 21 | 32% | 2 | 198 | 82% | 55% | 1% | 8% | 51 | 23 | |
| 325 J | | 132 | 0 | 132 | 0% | 30 | 2 | 28 | 3067 | 0 | 3067 | 934 | 272 | 662 | 27.53% | 2,463 | 23 | 22% | 4 | 35 | 72% | 69% | 2% | 18% | 37 | 19 | |
| 325 K | | 153 | 0 | 153 | 0% | 13 | 12 | 1 | 3653 | 0 | 3653 | 719 | 478 | 241 | 7.06% | 3,557 | 24 | 27% | 3 | 165 | 55% | 60% | 1% | 8% | 45 | 22 | |
| 325 L | | 111 | 1 | 112 | 100% | 14 | 5 | 9 | 2469 | 13 | 2482 | 507 | 385 | 122 | 5.17% | 2,511 | 22 | 34% | 4 | 55 | 69% | 58% | 4% | 28% | 36 | 17 | |
| 325 M | | 140 | 0 | 140 | 0% | 15 | 12 | 3 | 3401 | 0 | 3401 | 619 | 527 | 92 | 2.78% | 3,218 | 24 | 33% | 5 | 227 | 92% | 62% | 1% | 29% | 0 | 0 | GMT |
| 325 N | | 120 | 0 | 120 | 0% | 9 | 10 | -1 | 2319 | 0 | 2319 | 346 | 384 | -38 | -1.61% | 2,461 | 19 | 45% | 4 | 182 | 44% | 79% | 12% | 49% | 34 | 16 | |
| 325 P | | 150 | 0 | 150 | 0% | 13 | 11 | 2 | 3509 | 0 | 3509 | 584 | 293 | 291 | 9.04% | 3,646 | 23 | 32% | 4 | 114 | 91% | 57% | 1% | 7% | 38 | 17 | |
| 325 R | | 172 | 0 | 172 | 0% | 16 | 4 | 12 | 4165 | 0 | 4165 | 948 | 338 | 610 | 17.16% | 3,708 | 24 | 16% | 5 | 63 | 82% | 52% | 2% | 13% | 42 | 19 | |
| 325 S | | 129 | 0 | 129 | 0% | 14 | 7 | 7 | 1933 | 0 | 1933 | 683 | 485 | 198 | 11.41% | 1,808 | 15 | 64% | 7 | 105 | 43% | 64% | 1% | 6% | 32 | 18 | GMT,GST |
| | | 2059 | 4 | 2063 | 100% | 270 | 127 | 143 | 44643 | 59 | 44702 | 10649 | 7081 | 3568 | 8.67% | 43,033 | 22 | 35% | 5 | 2,208 | 67% | 61% | 3% | 17% | 483 | 234 | |



District Health Assessment for Multiple District 325 through March 2025

| <div><div>INTERNATIONAL</div><div>Status/ District Name</div><div>Number of Months in Status *</div></div> | | Clubs | | | | | | | Membership | | | | | | | Member Strength | | Cancellation | | Reports | | | Finance | Leadership | | | |
|--|--|-----------------|------------------------------|----------------|--|--------------|--------------------|-------------------------------------|--|---|--------------------------------------|------------|-------------|--|---|-------------------------------------|--|--|-------------------------------------|---|---------------------------------------|-------------------------------|---|---|--|--|---|
| | | Active Clubs | Clubs in Status Quo | Total Clubs | % Status Quo Clubs in Financial Suspension | New Clubs | Cancelled Clubs | YTD Net Club Gain/ Loss | Current Members In Active Clubs | Current Members In Status Quo Clubs | Current Total Members Count | YTD Add | YTD Drop | YTD NetGrowth (includes Active and Status Quo) | YTD NetGrowth% (includes Active and Status Quo) | Member Count 12 Months Ago | Average Member Count Per Club | % of Clubs with less than 20 members | Average Cancelled Club Age | Members Lost Due to Cancelled Clubs | % of Clubs Reporting Service | % No MMR in 3 Months | % No Officer Report in 12 months | % of Clubs with balance 90+ days | Number of Zone Chairs Recorded | Number of Region Chairs Recorded | District Officers Vacancies ** |
| 351 | | 121 | 0 | 121 | 0% | 3 | 2 | 1 | 2156 | 0 | 2156 | 291 | 186 | 105 | 5.12% | 2,082 | 18 | 61% | 15 | 23 | 67% | 54% | 1% | 28% | 37 | 17 | |
| | | 121 | 0 | 121 | 0% | 3 | 2 | 1 | 2156 | 0 | 2156 | 291 | 186 | 105 | 5.12% | 2,082 | 18 | 61% | 15 | 23 | 67% | 54% | 1% | 28% | 37 | 17 | |




District Health Assessment for Ident 5791 - BAHRAIN - UND through March 2025

| Status/ District Name of Months in Status * | | Clubs | | | | | | | Membership | | | | | | | Member Strength | | Cancellation | | Reports | | | Finance | Leadership | | | |
|--|--|-----------------|------------------------------|----------------|---|--------------|--------------------|-------------------------------------|--|---|--------------------------------------|------------|-------------|--|---|-------------------------------------|--|--|-------------------------------------|---|---------------------------------------|-------------------------------|---|---|--|--|---|
| | | Active Clubs | Clubs in Status Quo | Total Clubs | % Status Quo in Financial Suspension | New Clubs | Cancelled Clubs | YTD Net Club Gain/ Loss | Current Members In Active Clubs | Current Members In Status Quo Clubs | Current Total Members Count | YTD Add | YTD Drop | YTD NetGrowth (includes Active and Status Quo) | YTD NetGrowth% (includes Active and Status Quo) | Member Count 12 Months Ago | Average Member Count Per Club | % of Clubs with less than 20 members | Average Cancelled Club Age | Members Lost Due to Cancelled Clubs | % of Clubs Reporting Service | % No MMR in 3 Months | % No Officer Report in 12 months | % of Clubs with balance 90+ days | Number of Zone Chairs Recorded | Number of Region Chairs Recorded | District Officers Vacancies ** |
| Ident 5791 - BAHRAIN | | 2 | 0 | 2 | 0% | 0 | 1 | -1 | 39 | 0 | 39 | 0 | 27 | -27 | -40.91% | 69 | 20 | 50% | 47 | 23 | 0% | 50% | 0% | 50% | 0 | 0 | |
| | | 2 | 0 | 2 | 0% | 0 | 1 | -1 | 39 | 0 | 39 | 0 | 27 | -27 | -40.91% | 69 | 20 | 50% | 47 | 23 | 0% | 50% | 0% | 50% | 0 | 0 | |



District Health Assessment for Ident 5943 - UNITED ARAB EMIRATES - UND through March 2025

| <div></div> <div>Status/ District Name of Months in Status *</div> | | Clubs | | | | | | | Membership | | | | | | | Member Strength | | Cancellation | | Reports | | | Finance | Leadership | | | |
|--|--|-----------------|------------------------------|----------------|--|--------------|--------------------|-------------------------------------|--|---|--------------------------------------|------------|-------------|--|---|-------------------------------------|--|--|-------------------------------------|---|---------------------------------------|-------------------------------|---|---|--|--|---|
| | | Active Clubs | Clubs in Status Quo | Total Clubs | % Status Quo Clubs in Financial Suspension | New Clubs | Cancelled Clubs | YTD Net Club Gain/ Loss | Current Members In Active Clubs | Current Members In Status Quo Clubs | Current Total Members Count | YTD Add | YTD Drop | YTD NetGrowth (includes Active and Status Quo) | YTD NetGrowth% (includes Active and Status Quo) | Member Count 12 Months Ago | Average Member Count Per Club | % of Clubs with less than 20 members | Average Cancelled Club Age | Members Lost Due to Cancelled Clubs | % of Clubs Reporting Service | % No MMR in 3 Months | % No Officer Report in 12 months | % of Clubs with balance 90+ days | Number of Zone Chairs Recorded | Number of Region Chairs Recorded | District Officers Vacancies ** |
| Ident 5943 - UNITED ARAB EMIRATES | | 14 | 0 | 14 | 0% | 1 | 0 | 1 | 384 | 0 | 384 | 40 | 1 | 39 | 11.30% | 336 | 27 | 7% | 0 | 0 | 50% | 79% | 0% | 36% | 0 | 0 | |
| | | 14 | 0 | 14 | 0% | 1 | 0 | 1 | 384 | 0 | 384 | 40 | 1 | 39 | 11.30% | 336 | 27 | 7% | 0 | 0 | 50% | 79% | 0% | 36% | 0 | 0 | |

* - District Status: P - Provisional, T - Transitional.

** - District Officers Vacancies: DG - District Governor, 1st VDG - First Vice District Governor, 2nd VDG - Second Vice District Governor.